



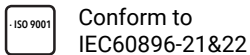
# SBL80-12i (12V80Ah)



## Applications

- Uninterruptable Power Supply (UPS)
- Electric Power System (EPS)
- Emergency backup power supply
- Emergency light
- Railway signal
- Alarm and security system
- Communication power supply
- DC power supply

## Certificates



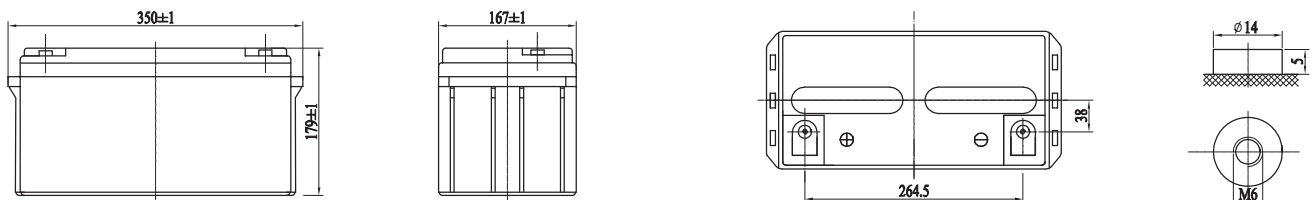
## Specifications

<b>Nominal Voltage</b>	12V	<b>Nominal Oper. Temp. R.</b>	20±3°C
<b>Nominal Capacity</b>	80.0Ah (C <sub>10</sub> , 10.8V)	<b>Cycle Use</b>	Initial Charging Current less than 24.0A. Voltage 14.40V~14.7V at 20°C. Temperature Coefficient -30mV/°C.
<b>Approx. Weight</b>	22.5kg	<b>Standby Use</b>	No limit on Initial Charging Current. Voltage 13.38V~13.8V at 20°C. Temperature Coefficient -20mV/°C.
<b>Terminal</b>	M6	<b>Capacity affected by Temp.</b>	40°C            103% 25°C            100% 0°C              86%
<b>Container Material</b>	ABS UL94 HB/UL94 V0	<b>Self Discharge</b>	SSB batteries may be stored for up to 6 months at 20°C and then a freshening charge is required. For higher temperatures the time interval will be shorter.
<b>Rated Capacity (20°C)</b>	80.0Ah/8.0A, 10hr, 10.8V 76.32/9.54A, 8hr, 10.8V 72.0Ah/14.4A, 5hr, 10.5V 65.4Ah/21.8A, 3hr, 10.5V 53.7Ah/53.7A, 1hr, 9.6V	<b>Life Expectancy</b>	10-12 years according to EUROBAT
<b>Max. Discharge Current</b>	750A (5s)		
<b>Internal Resistance / Impedance (1kHz)</b>	Approx. 6.5mΩ		
<b>Operating Temp. Range</b>	Discharge:        -20~50°C Charge:            -10~50°C Storage:           -20~50°C		

## Dimensions

### ■ M6 Terminal

Unit: mm | Dimensions: 350 Length X 167 Width X 179 Height (179 Height incl. Terminal)



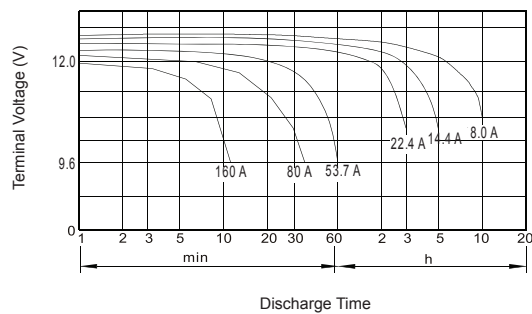
### Constant Current Discharge (Amperes) at 20°C

End Point	15min	30min	45min	1h	1.5h	2h	3h	5h	6h	8h	10h
1.60V/cell	149	87.3	66.2	53.7	40.4	31.5	22.7	15	12.8	9.97	8.2
1.65V/cell	137	83	62.2	51.6	38.9	30.5	22.5	14.7	12.7	9.9	8.15
1.70V/cell	132	80.3	61	49.8	37.7	29.6	22.4	14.7	12.5	9.75	8.1
1.75V/cell	126	77.6	57.3	47.1	36	28.7	21.8	14.4	12.3	9.66	8.05
1.80V/cell	118	75	55.9	46.3	35.1	27.8	20.7	14.1	12.1	9.54	8

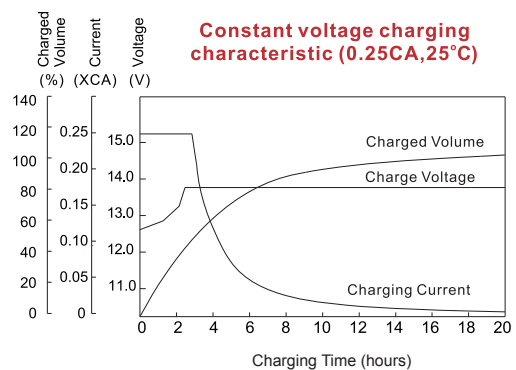
### Constant Power Discharge (Watts/cell) at 20°C

End Point	15min	30min	45min	1h	1.5h	2h	3h	5h	8h
1.60V/cell	258	165	124	98.6	73.6	56.5	42.5	27.9	14.82
1.65V/cell	250	157	122	97.8	72.7	55.3	41.1	27.4	14.55
1.70V/cell	246	151	117	93.8	70	53.7	40.4	27	14.34
1.75V/cell	232	149	114	92.3	69	53	39.9	26.8	14.23
1.80V/cell	218	146	111	88.5	66.4	51.4	39	26.4	14.02

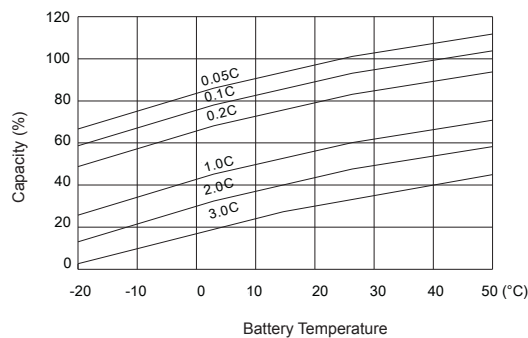
### Discharge Characteristics



### Float Charging Characteristics



### Temperature Effects in Relation to Battery Capacity



### Effect of Temperature on Long Term Float Life

