



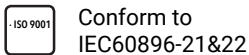
# SBL65-12i (12V65Ah)



## Applications

- Uninterruptable Power Supply (UPS)
- Electric Power System (EPS)
- Emergency backup power supply
- Emergency light
- Railway signal
- Alarm and security system
- Communication power supply
- DC power supply

## Certificates



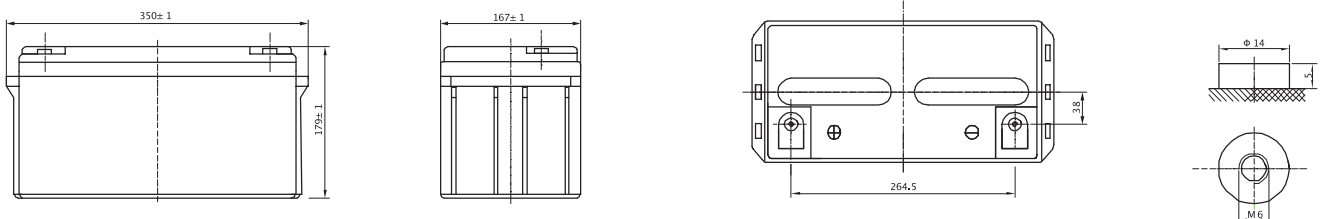
## Specifications

<b>Nominal Voltage</b>	12V	<b>Operating Temp. Range</b>	Discharge: -20~50°C
<b>Nominal Capacity</b>	65.0Ah (C <sub>10</sub> , 10.8V)		Charge: -10~50°C
<b>Approx. Weight</b>	20.4kg		Storage: -20~50°C
<b>Terminal</b>	M6	<b>Cycle Use</b>	Initial Charging Current less than 26A.
<b>Container Material</b>	ABS UL94 HB		Voltage 14.55V +1% at 20°C.
<b>Rated Capacity (20°C)</b>	68Ah/3.40A, 20hr, 10.8V		Temperature Coefficient -30mV/°C.
	65.0Ah/6.5A, 10hr, 10.8V	<b>Standby Use</b>	No limit on Initial Charging Current.
	61.2Ah/7.65A, 8hr, 10.5V		Voltage 13.65V +1% at 20°C.
	55.0Ah/11A, 5hr, 10.5V		Temperature Coefficient -20mV/°C.
	51.6Ah/17.2A, 3hr, 10.5V	<b>Capacity affected by Temp.</b>	40°C 103%
	45.1Ah/45.1A, 1hr, 9.6V		25°C 100%
<b>Max. Discharge Current</b>	650A (5s)		0°C 86%
<b>Internal Resistance / Impedance (1kHz)</b>	Approx. 6.8mΩ	<b>Self Discharge</b>	SSB batteries may be stored for up to 6 months at 20°C and then a freshening charge is required. For higher temperatures the time interval will be shorter.
<b>Nominal Oper. Temp. R.</b>	20±3°C	<b>Life Expectancy</b>	10-12 years according to EUROBAT

## Dimensions

### ■ M6 Terminal

Unit: mm | Dimensions: 350 Length X 167 Width X 179 Height (179 Height incl. Terminal)





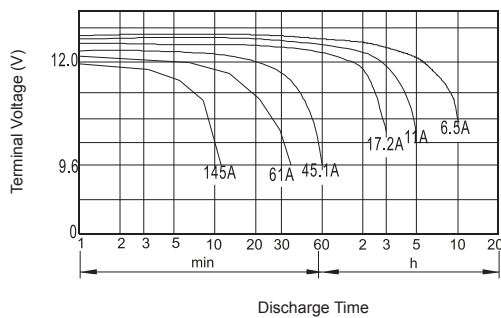
### Constant Current Discharge (Amperes) at 20°C

End Point	5min	10min	15min	30min	1h	1.5h	3h	5h	8h	10h	20h
1.60V/cell	212	151	126	75.4	45.1	33.7	18.4	11.8	7.98	6.70	3.48
1.65V/cell	201	144	121	73.3	44.0	32.9	18.0	11.6	7.84	6.58	3.46
1.70V/cell	189	137	115	71.3	43.0	32.2	17.6	11.3	7.75	6.56	3.44
1.75V/cell	177	129	109	69.2	41.9	31.4	17.2	11.0	7.65	6.53	3.42
1.80V/cell	164	120	102	66.9	41.0	30.7	16.9	10.7	7.56	6.50	3.40

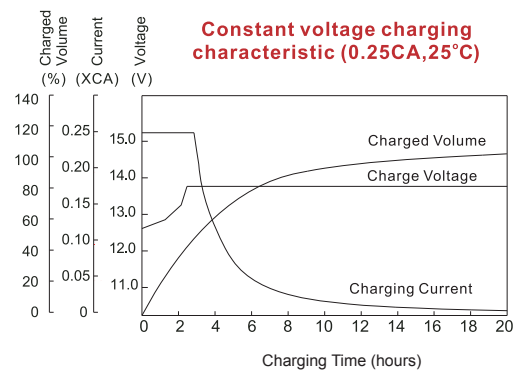
### Constant Power Discharge (Watts/cell) at 20°C

End Point	5min	10min	15min	30min	45min	1h	1.5h	2h	3h	5h	8h
1.60V/cell	378	275	207	129	99.1	81.8	61.4	47.5	33.8	22.5	11.95
1.65V/cell	356	261	203	128	97.6	80.0	60.1	46.6	33.2	22.3	11.84
1.70V/cell	335	246	200	127	95.7	78.3	58.8	45.6	32.5	22.0	11.68
1.75V/cell	314	231	196	124	93.6	76.5	57.4	44.5	31.8	21.7	11.52
1.80V/cell	302	215	187	122	91.3	75.7	56.5	43.3	31.1	21.4	11.36

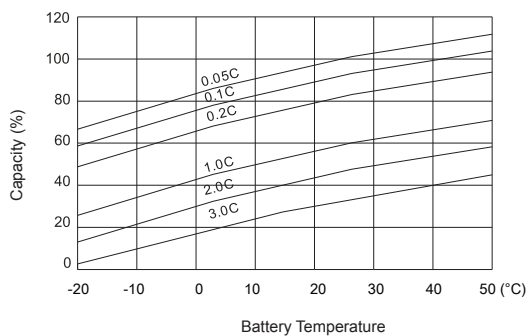
### Discharge Characteristics



### Float Charging Characteristics



### Temperature Effects in Relation to Battery Capacity



### Effect of Temperature on Long Term Float Life

