

MHB MM Series—Medium-size Battery

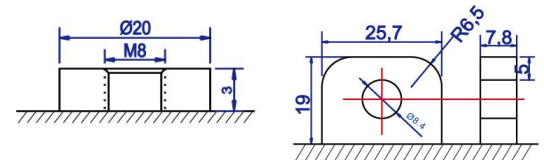
- High performance, completely maintenance-free, low self-discharge
- 100% precise quality testing, stable quality and high reliable performance
- Unique grid alloy formula and updated manufacturing technique
- Floating & standby use: up to 8 years
- Cycle use 1: Up to 260 cycles at 100% DOD
- Cycle use 2: Up to 500 cycles at 50% DOD

Application:

- Telecommunications
- Uninterruptable Power Supply (UPS)
- Electric Power System (EPS)
- Emergency backup power supply
- Alarm and security system
- Communication power supply
- DC power supply
- Auto control system

Construction:

- ComponentRaw material
- PositiveLead dioxide
- NegativeLead
- ContainerABS
- CoverABS
- SealantEpoxy
- Safety valve Rubber
- TerminalCopper/Pb
- SeparatorFiber glass
- Electrolyte Sulfuric acid

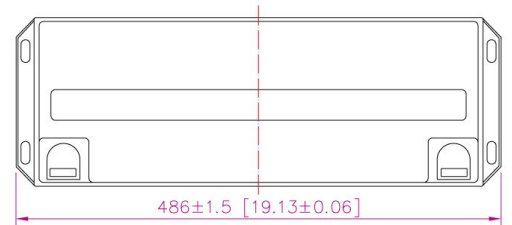
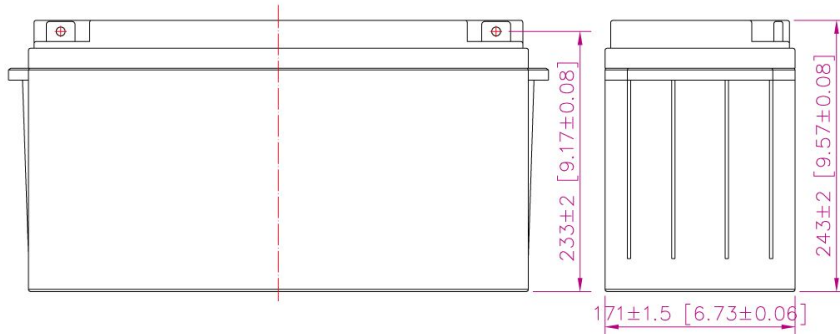


M8 Bolt

M8 Bolt

B4 Terminal

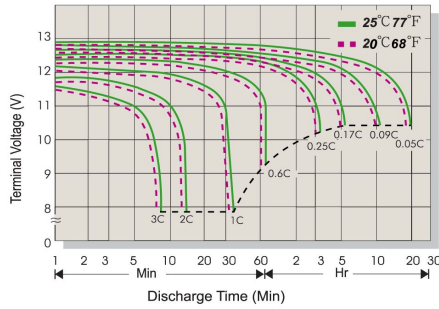
T19 Terminal



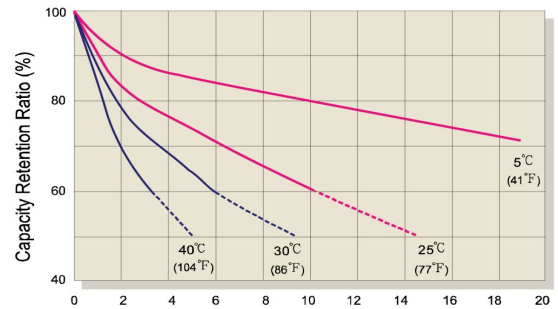
Battery Model	MM 150-12 12V150AH			
Designed Floating Life	Up to 8 Years			
Capacity (25°C)	20HR(7.96A,10.8V)	10HR(15.0A,10.8V)	5HR(29.19A,10.5V)	1HR(97.7A,10.5V)
	159.2AH	150.0AH	145.9AH	97.7AH
Dimensions	Length	Width	Height	Total Height
	486mm (19.13inch)	171mm (6.73inch)	233mm (9.17inch)	243mm (9.57inch)
Approx. Weight	42.90Kg (94.60 lbs)			
Internal Resistance	Full charged at 25°C: ≤6.3mΩ			
Self Discharge	2% of capacity declined per month at (25°C)			
Capacity Affected by Temp.(20HR)	40°C	25°C	0°C	-15°C
	102%	100%	85%	65%
Charge Voltage(25°C)	Cycle use		Float use	
	14.4-14.6V(-30mV/°C), max. Current:45.0A		13.6-13.8V (-20mV/°C)	

Speification:

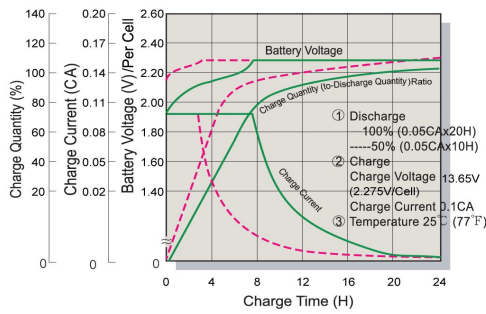
Terminal Voltage (V) and Discharge Time



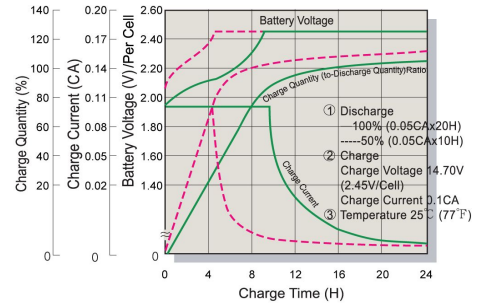
Capacity Retention Characteristic



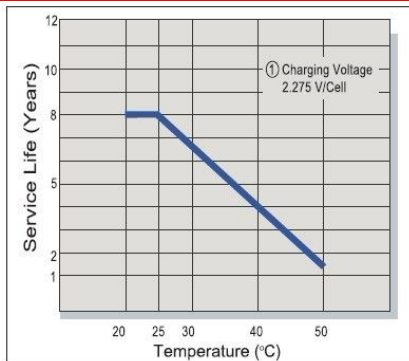
Battery Voltage and Charge Time for Standby Use



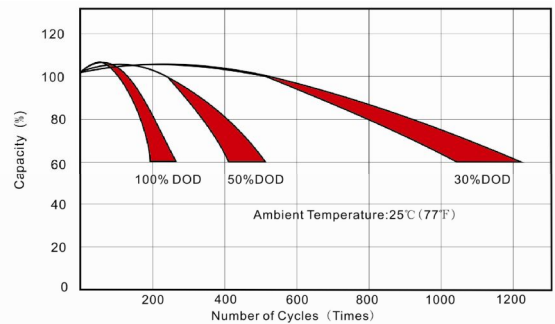
Battery Voltage and Charge Time for Cycle Use



Tickle(or Float) Service Life



Cycle Service Life



Constant Current Discharge(CC,Unit:A) at 25°C(77°F)

F.V/Time	5Min	10Min	15Min	30Min	1Hr	2Hr	3Hr	4Hr	5Hr	6Hr	10Hr	20Hr
1.85V/Cell	533.22	314.77	247.39	161.27	94.12	54.41	41.78	34.31	28.11	22.92	14.74	7.37
1.80V/Cell	543.40	320.78	252.12	164.35	95.92	55.45	42.58	34.96	28.65	23.36	15.00	7.96
1.75V/Cell	553.59	326.79	256.84	167.43	97.71	56.48	43.38	35.62	29.19	23.79	15.30	8.11
1.70V/Cell	603.41	346.40	272.26	174.11	99.43	57.48	44.14	36.24	29.70	24.21	15.57	8.25
1.67V/Cell	664.31	375.81	295.37	183.83	100.50	58.09	44.61	36.63	30.02	24.47	15.74	8.34

Constant Power Discharge (CP,Unit:W) at 25°C(77°F)

F.V/Time	5Min	10Min	15Min	30Min	1Hr	2Hr	3Hr	4Hr	5Hr	6Hr	10Hr	20Hr
1.85V/Cell	1039.7	613.80	482.42	314.47	183.53	106.09	81.47	66.90	54.82	44.69	28.74	15.23
1.80V/Cell	1059.6	625.52	491.63	320.47	187.04	108.12	83.03	68.18	55.87	45.54	29.25	15.52
1.75V/Cell	1079.5	637.25	500.85	326.48	190.54	110.15	84.58	69.46	56.91	46.40	29.84	15.81
1.70V/Cell	1176.6	675.48	530.90	339.51	193.89	112.08	86.07	70.68	57.92	47.22	30.36	16.09
1.67V/Cell	1295.4	732.83	575.97	358.48	195.97	113.28	86.99	71.43	58.54	47.72	30.69	16.26