



International size reference: 1/2AA .

## Electrical characteristics

(Typical values for cells stored for one year or less, at 25 °C)

● Nominal capacity	0.8Ah
(At 0.3mA, +25 °C, 2.0V cut off. The capacity restored by the cell varies according to current drain, temperature and cut off voltage.)	
● Rated voltage	3.6V
● <b>Maximum recommended continuous current</b>	10mA
(Higher currents possible, consult EVE.)	
● <b>Maximum pulse current capability</b>	50mA
● <b>Rated 1 sec.pulse capability(to 3V)</b>	20mA
<b>Pulse capability</b> varies according to pulse characteristics (frequency duration), temperature, cell history (storage conditions prior to usage) and the application's acceptable minimum voltage.	
● <b>Storage</b>	30°C max (possible without leakage) -55°C~+180°C
● <b>Operating temperature range</b>	-40°C~+150°C
(Operation at temperature different from ambient may lead to reduced capacity and lower voltage plateau readings.)	
● <b>Typical weight</b>	10g

### ⚠ WARNING:

Fire, explosion and severe burn hazard. Do not recharge, crush, disassemble, heat above 180°C, incinerate, or expose contents to water. Do not solder directly to the cell.

## ER14250S

Lithium-thionyl Chloride  
(Li-SOCl<sub>2</sub>) Battery

### KEY FEATURES

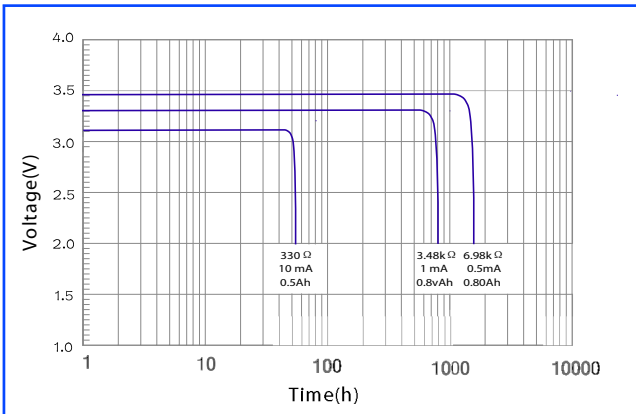
- ✓ High and stable operating voltage
- ✓ High minimum voltage during pulsing
- ✓ Low self discharge rate (less than 1% after 1 year of storage at +25 °C)
- ✓ Stainless steel container
- ✓ Hermetic glass-to-metal sealing
- ✓ Non-flammable electrolyte
- ✓ Compliant with IEC 86-4 safety standard and EN 50020 intrinsic safety
- ✓ Non restricted for transport
- ⚠ Underwriters Laboratories (UL) component Recognition (File Number MH 28717)

### MAIN APPLICATIONS

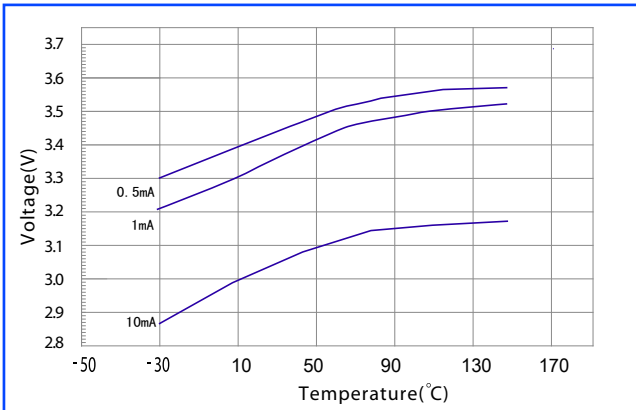
- ✓ Pipeline Inspection Gauges
- ✓ Oceanographic Instrumentation
- ✓ Portable Instrumentation
- ✓ Guidance and Control Systems
- ✓ Communications Equipment
- ✓ Emergency Rescue Beacons ... etc.

Note: Any representations in this brochure concerning performance, are for informational purposes only and are not construed as warranties either expressed or implied, of future performance.

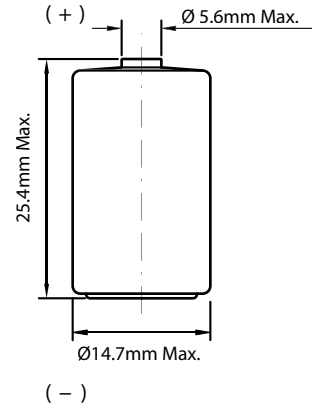
## 1. DISCHARGE CHARACTERISTICS@+150 °C



## 2. VOLTAGE VS. TEMPERATURE



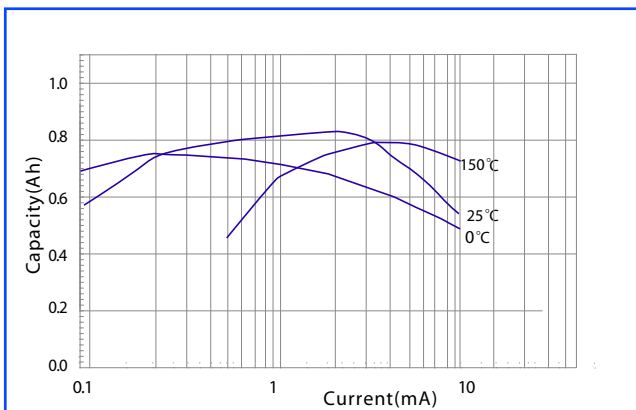
# ER14250S



### AVAILABLE TERMINATIONS:

Suffix-/S	Standard
Suffix-/P	Axial Pins
Suffix-/T	Solder Tabs
Suffix-/2PT	Radial Pins
Suffix-/3PT/3TP	Radial Pins

## 3. CAPACITY VS. CURRENT



## 4. STORAGE CHARACTERISTICS

